

# Local Market Updates

Based on Single Family (Residential and Condo) listings



## Jefferson County

### December

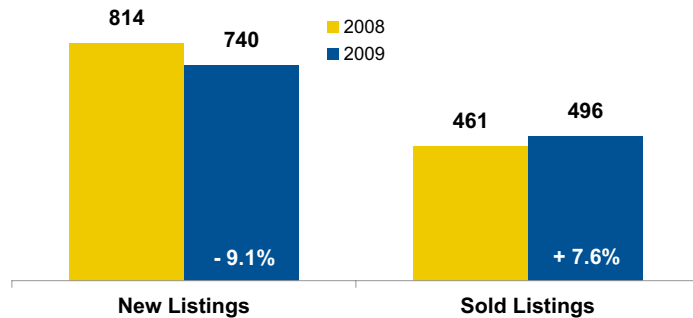
### Year to Date

	2008	2009	Change	2008	2009	Change
New Listings	814	740	- 9.1%	18,685	16,766	- 10.3%
Sold Listings	461	496	+ 7.6%	7,549	6,921	- 8.3%
Median Sold Price*	\$205,000	\$222,000	+ 8.3%	\$220,000	\$215,000	- 2.3%
Average Sold Price*	\$243,698	\$269,347	+ 10.5%	\$264,550	\$249,963	- 5.5%
Percent of Sold Price to List Price*	97.2%	97.7%	+ 0.5%	97.7%	97.6%	- 0.1%
Total Days on Market	98	90	- 8.3%	97	93	- 4.1%
Active Listings	NA	2,843	--	--	--	--

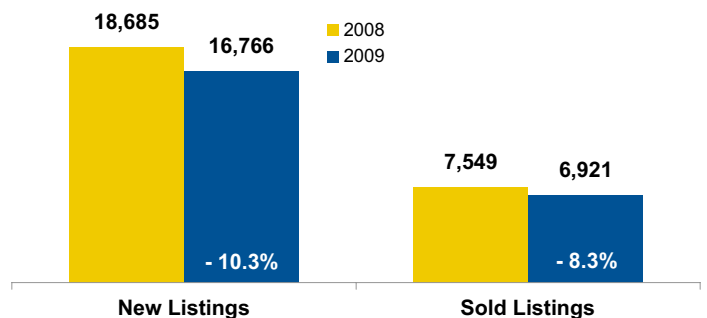
\*Does not account for sale concessions and/or down payment assistance.

Figures in this report are for one month worth of activity. As such, they can sometimes look extreme due to the small sample size involved.

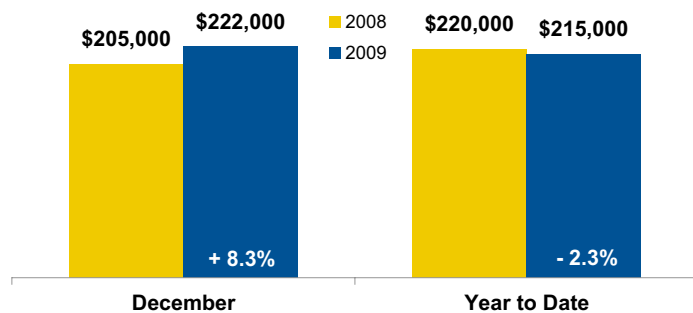
#### Activity—Most Recent Month



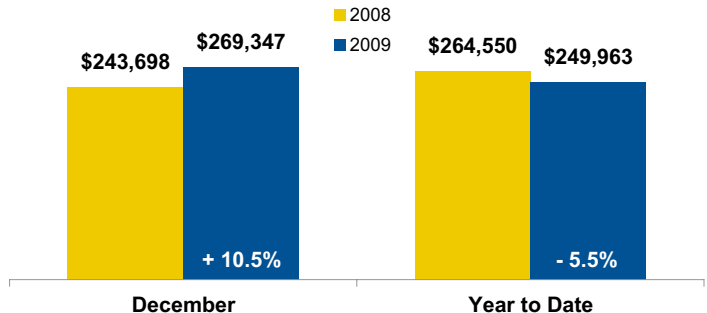
#### Activity—Year to Date



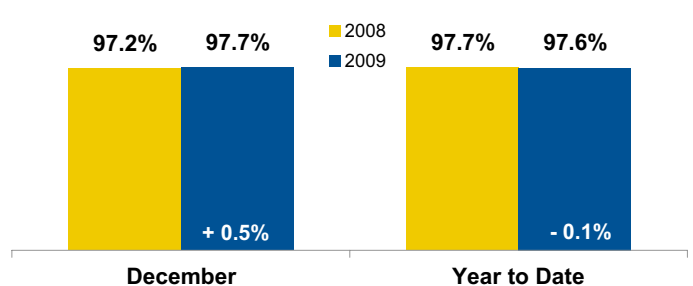
#### Median Sold Price\*



#### Average Sold Price\*



#### Percent of Sold Price to List Price\*



#### Total Days on Market

