

Local Market Updates

Based on Single Family (Residential and Condo) listings



Jefferson County

January

Year to Date

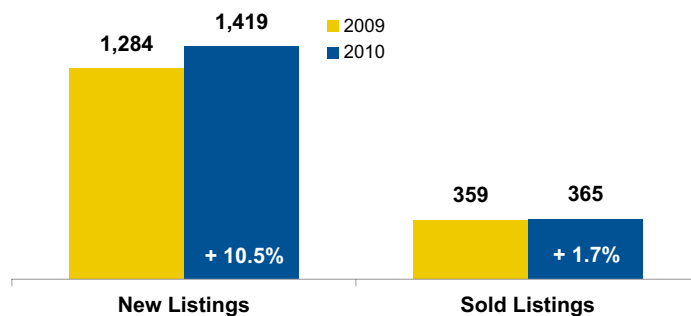
	2009	2010	Change	2009	2010	Change
New Listings	1,284	1,419	+ 10.5%	1,284	1,419	+ 10.5%
Sold Listings	359	365	+ 1.7%	359	365	+ 1.7%
Median Sold Price*	\$192,250	\$200,000	+ 4.0%	\$192,250	\$200,000	+ 4.0%
Average Sold Price*	\$237,620	\$246,050	+ 3.5%	\$237,620	\$246,050	+ 3.5%
Percent of Sold Price to List Price*	97.0%	97.7%	+ 0.8%	97.0%	97.7%	+ 0.8%
Total Days on Market	88	92	+ 4.8%	88	92	+ 4.8%
Active Listings	NA	3,015	--	--	--	--
Pending Sales**	NA	37	--	--	--	--

*Does not account for sale concessions and/or down payment assistance.

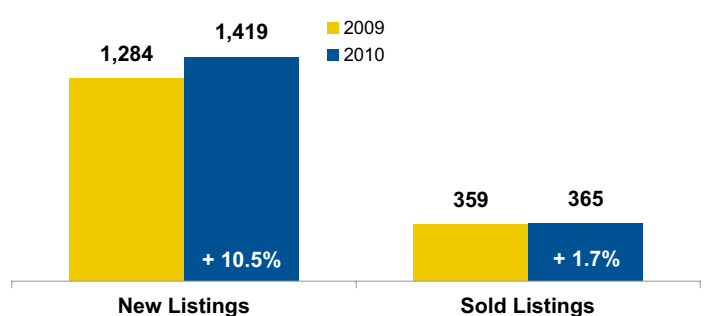
**Pending Sales is a count of how many homes are in "Pending" status at the end of each month. This information was not available prior to January 2010.

Figures in this report are for one month worth of activity. As such, they can sometimes look extreme due to the small sample size involved.

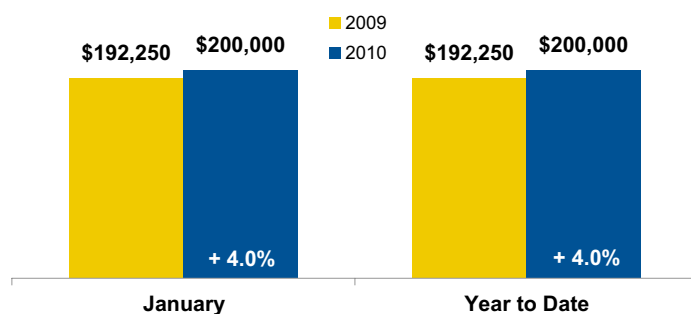
Activity—Most Recent Month



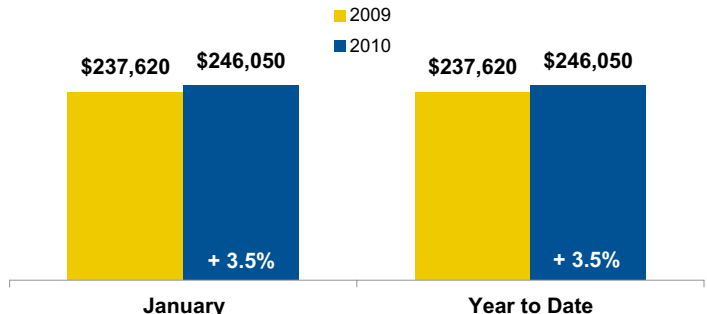
Activity—Year to Date



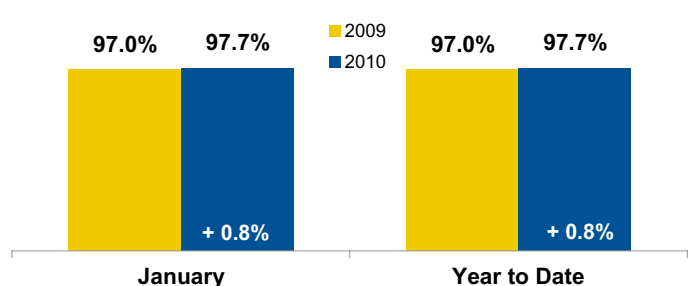
Median Sold Price*



Average Sold Price*



Percent of Sold Price to List Price*



Total Days on Market

