

# Local Market Updates

Based on Single Family (Residential and Condo) listings



## Jefferson County

### May

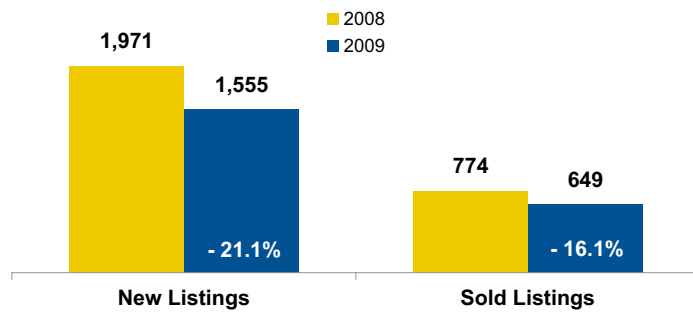
### Year to Date

	2008	2009	Change	2008	2009	Change
New Listings	1,971	1,555	- 21.1%	8,505	7,066	- 16.9%
Sold Listings	774	649	- 16.1%	3,016	2,419	- 19.8%
Median Sold Price*	\$234,000	\$218,600	- 6.6%	\$225,000	\$210,000	- 6.7%
Average Sold Price*	\$274,155	\$259,730	- 5.3%	\$270,648	\$244,091	- 9.8%
Percent of Sold Price to List Price*	97.5%	97.3%	- 0.2%	97.6%	97.1%	- 0.4%
Total Days on Market	98	99	+ 0.2%	108	101	- 6.2%
Active Listings	NA	3,482	--	--	--	--

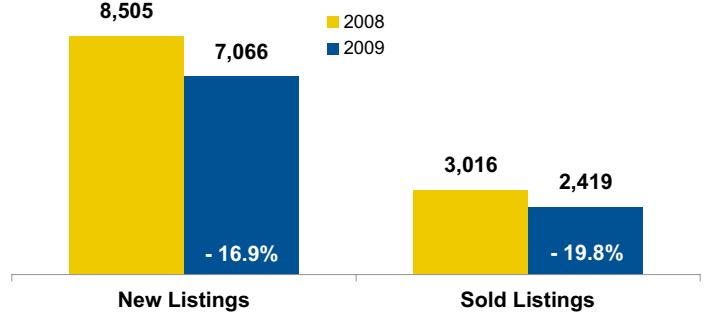
\*Does not account for sale concessions and/or down payment assistance.

Figures in this report are for one month worth of activity. As such, they can sometimes look extreme due to the small sample size involved.

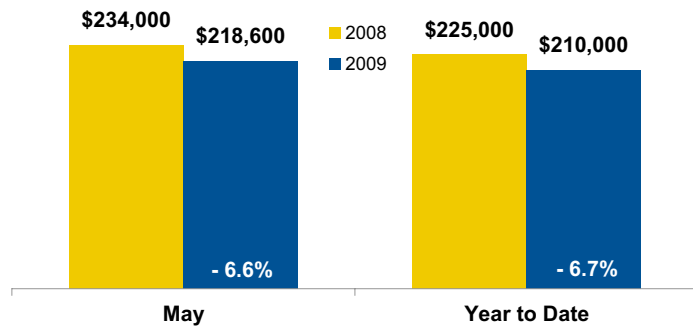
#### Activity—Most Recent Month



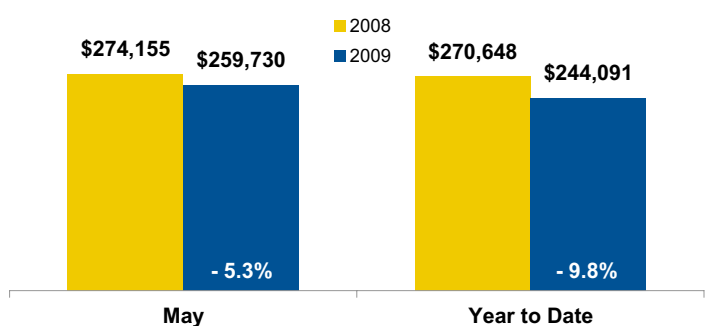
#### Activity—Year to Date



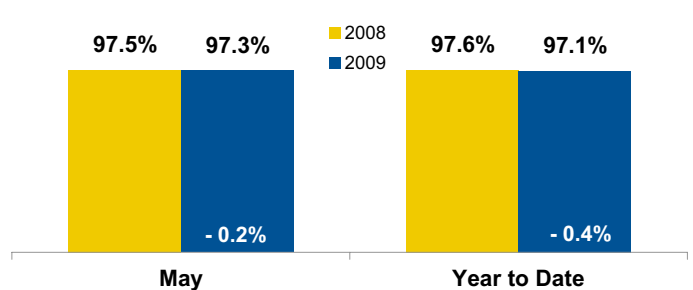
#### Median Sold Price\*



#### Average Sold Price\*



#### Percent of Sold Price to List Price\*



#### Total Days on Market

